



ELECTRONIC MEASURING SYSTEMS

INDEX

TOUCH **6**
OPTIONALS **10**
FEATURES **12**

Touch

The Electronic Measuring System



DAMAGE DIAGNOSTICS

The initial evaluation of the damaged vehicle is the first step of the repair process. Repair diagnostics can be performed on any lift, bench, or surface.

Detailed pre-repair documentation shows the extent of the damage and the structural operations necessary to return the vehicle to OEM specifications.

COMPLETE REPAIR DOCUMENTATION

The Touch provides a complete set of post-repair documents. The technician and customer can be confident that the vehicle has been returned to OEM specifications.

TOUCH ALLOWS MEASURING OF

VEHICLE FRAME AND STRUCTURAL ITEMS

MECHANICAL PARTS

EXTERNAL POINTS

WHEEL AND TIRE ALIGNMENT

SUSPENSION PARTS

COMPARATIVE MEASUREMENTS




UNIVERSAL

Measuring any vehicle on any bench, rack or lift



MEASURING IN MINUTES

Fast measuring setup



INTUITIVE USER EXPERIENCE

Exclusive Wintouch software




ACCESS CHALLENGING MEASUREMENT POINTS

Multiple probe and extensions



TOUCH WHEELS

Suspension diagnostics and adjustment



VEHICLE STRUCTURE MEASURING



MECHANICAL PARTS MEASURING



WHEEL ALIGNMENT

EXTENSIVE DATABASE

Spanesi has invested heavily over several decades to provide the latest and most comprehensive database of vehicle data available anywhere. New vehicle updates are issued every six months and are available directly from Spanesi website.

While measuring vehicles, the WinTouch software guides the user with the help of measuring point location images and intuitive sounds that clearly indicate the good from damaged locations.



The WinTouch software creates both pre- and post-repair documentation, which are easy to understand by the technician and customer, ensuring the vehicle has been repaired back to OEM specifications.

90KTIRD010 - FOLLOW-ME TOOL

The “follow-me” tool provides instantaneous details related to measurement point deformation and guides the user, in real-time, during damage repair operations.

**90FERMT010 - UNIVERSAL CROSSBAR ADAPTOR**

Securely mounts the Touch arm to Spanesi universal jig crossbars.



REAL TIME MEASURING
DURING PULLING PROCESS

**90231085 - ADJUSTABLE PROBE**

With its increased length and tilting tip, the Adjustable Probe makes it is easier to reach measurement points that may be problematic, such as; the bumper mounting points, suspension and engine mounting locations.



TOUCH 4.0



STYLISH AND SLEEK DESIGN

The latest Touch design takes its cues from the “Spanesi 360o Concept”. Sleek, clean and elegant lines set this measuring system apart from the pack.

This visionary trolley contains all the accessories necessary for vehicle measuring, with a compartment for the PC and another for the printer.

TOUCH SYSTEM INCLUDES

TOUCH ARM
TROLLEY VER 4.0
TRANSPORTATION CASE
BLUETOOTH KEY
POWER SUPPLY
EXTENSIONS
3 PROBES (100-200-350mm)
PROTECTIVE COVER

TOUCH PORTABLE



POWER IN A SMALL PACKAGE

The Touch “Portable” trolley is light, compact and requires a small footprint in a collision repair facility. Transportation is effortless as the smaller trolley easily fits in a vehicle.

All accessories are handy and have their own fixed location for easy access.

TOUCH SYSTEM INCLUDES

TOUCH ARM
PORTABLE TROLLEY
TRANSPORTATION CASE
BLUETOOTH KEY
POWER SUPPLY
EXTENSIONS
3 PROBES (100-200-350mm)
PROTECTIVE COVER

TOUCH WHEELS


**WHEEL AND TIRE ALIGNMENT**

Touch Wheels checks vehicle alignment to necessary to complete 360° vehicle damage diagnostics.

Without the need for lifts or benches, Touch Wheels performs vehicle alignment checks on the ground.

The Touch Wheels kit provides camber, caster and toe angle measurements without the need to purchase additional accessories.

TOUCH BIKE

**BIKE MEASURING**

3-dimensional measuring of bikes and motorcycles is simple with Touch Bike. Diagnose both the assembled bike, just the chassis with or without the mechanical parts included.

Database updates are released annually.

Damage analysis can be conducted with mechanical parts installed or removed and without the use of a lift.

Performance and Design